


Very Large Barns for Reconstruction 42'-50'+Wide

~~~~~  
**All of the Individual Buildings you will see below (as soon as we get them) are  
"Resurrection-Ready"!**



## **Progress Encroaching on Magnificent Buildings: Welcome the story of Glorious Resurrection!**

The buildings you see here are ready to be reconstructed wherever you say. They're all yours! They are here because, yes, they have been threatened by the bulldozer. They have been either physically removed to *temporary safety* by an AGN Network Professional or are still standing under their watchful eye, "under contract in the field", in hopes of adoption. They are all *temporarily* "saved". None of them are *really* saved until they are adopted by a citizen-steward or a designer to be reconstructed into a new future, in a new location.

The Buildings you see here are "Resurrection Ready". They get documented, numbered and tagged, meticulously and methodically deconstructed, whisked away to safety, repaired and placed in watchful storage by trained Network Professionals. Some have been freshly rescued. Some are still standing. Some have been lingering in storage for years. Storage tends to cost insistent dollars and is not to be viewed as a perpetual solution. The AGN Network Professionals are footing those bills for us right now.

But we have an idea.....(continued at the bottom of the page)

Let's look at buildings now.

~~~~~

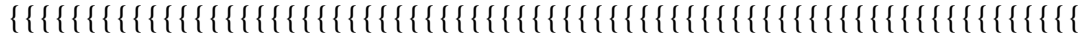


~~~~~

---

|               |         |
|---------------|---------|
| 75' Hand Hewn | 42 x 75 |
| New Ohio      | 44 x 72 |
| The Meridan   | 44 x 54 |

|                     |         |
|---------------------|---------|
| Dutch               | 45 x 48 |
| Marshallville Dutch | 46 x 45 |
| Standard English    | 50 x 60 |



**The 75' Hand Hewn**  
42' x 75'



Long Length Siding is in great shape

**The 75' Hand Hewn**  
42' x 75'



## 24: New Ohio Barn

44' x 72'





## **New Ohio Barn**

c. 1870's

44' x 72'

five bents, four bay hand hewn oak frame

44' x 72'

From first floor to top of rafter plate is 17'-6"

top of floor to top of tie-beam is 15'-6"

top of floor to top of lower tie beam is 13'-0"

The bays are 25' x 14'-6", 16', and 16'-9"

Sills are 12" x 12"

Corner posts are 8 x 14, 8 x 8, & 8 x 10

Roof pitch is 8/12 or 8" pitch

Barn has 3' wide built in-ladder

2' braces on interior posts and 3' braces on outer wall

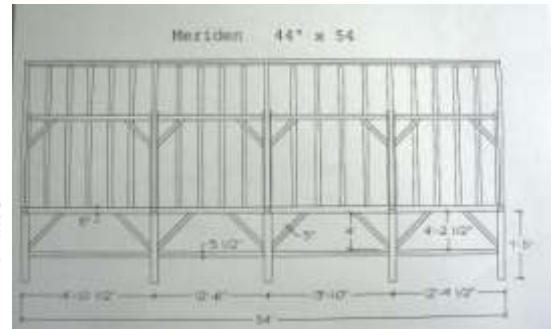
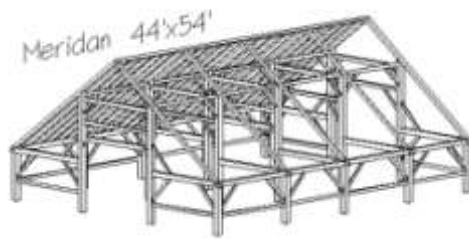
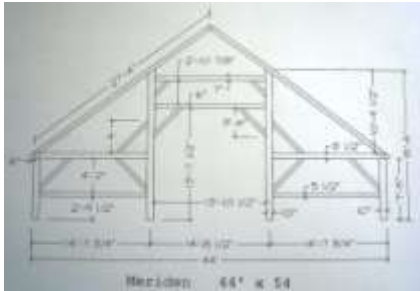
Interesting doors



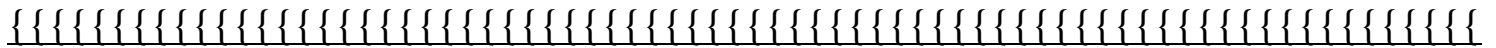
## **The Meridan**

**44 x 54**





**The Meridan  
44 x 54 Hewn**



**The Dutch Barn  
45 x 48**





**20. The Dutch Barn  
c. 1825**

45' x 48' with 20' x 45' hand hewn addition

. Height of first floor to peak to nearly 30' tall

Height of floor to rafter plate is 15'

Posts are massive, some are 12" x 12"

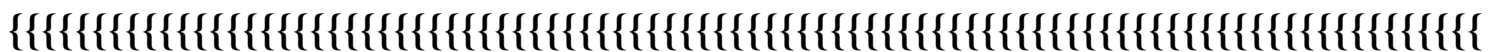
Original barn is 5 bent, four bays.

Each original bent has an anchor beam that is 12" x 22" x 24' long.

There is 7'-8" of head room under the anchor beams

Rafters are 6 x 8 hand hewn.

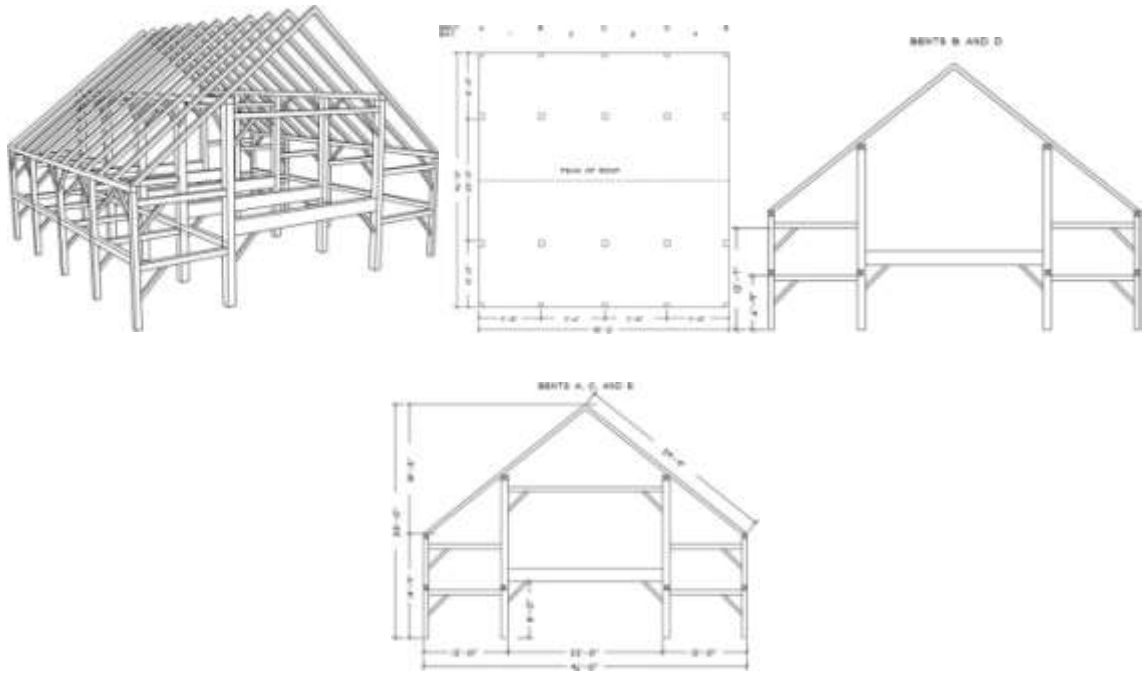
Braces are hand hewn.



**33. Marshallville Dutch**

**46 x 45**





**33. Marshallville Dutch  
46 x 45**

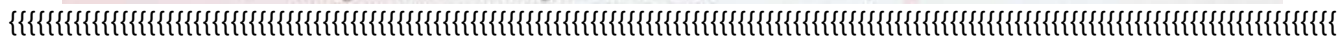


**13 Standard English**




**13 Standard English  
50' x 60' x 35' high  
Still standing in Canada  
1870**

Hand Hewn 12" Pine & Ash Beams  
 5 Bent, 4 Bay  
 Very fine Craftsmanship from a skilled Barnwright  
 Massive Bull Beam supporting 2<sup>nd</sup> Floor loft  
 Garage area



**Barn Conversion Dimensions**

**Floor Plans that represent sample minimum dimensions for you to play with as you look at Building Frames**  
 Scroll down to the bottom of the page to see larger versions for details.



**Garage**  
 20' x 24'



**Workshop**  
 12' x 24'



**Two Stall Stable +**  
 24' x 36'



**Potting Shed**  
 10' X 6'

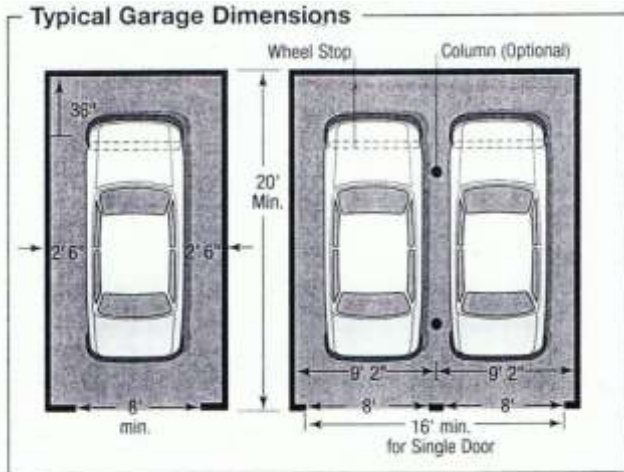


**Equipment Shed**  
 8' x 10'

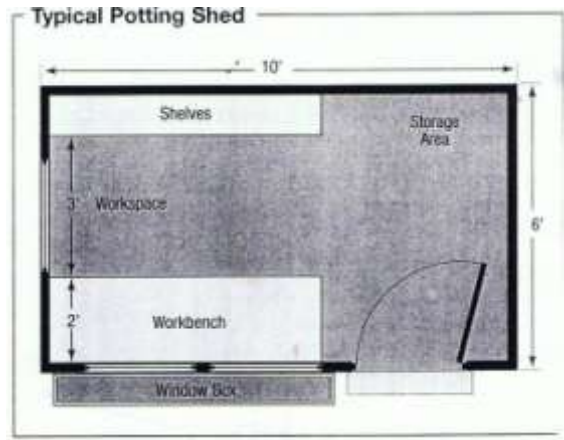
**50+ Barns**

# Coming soon

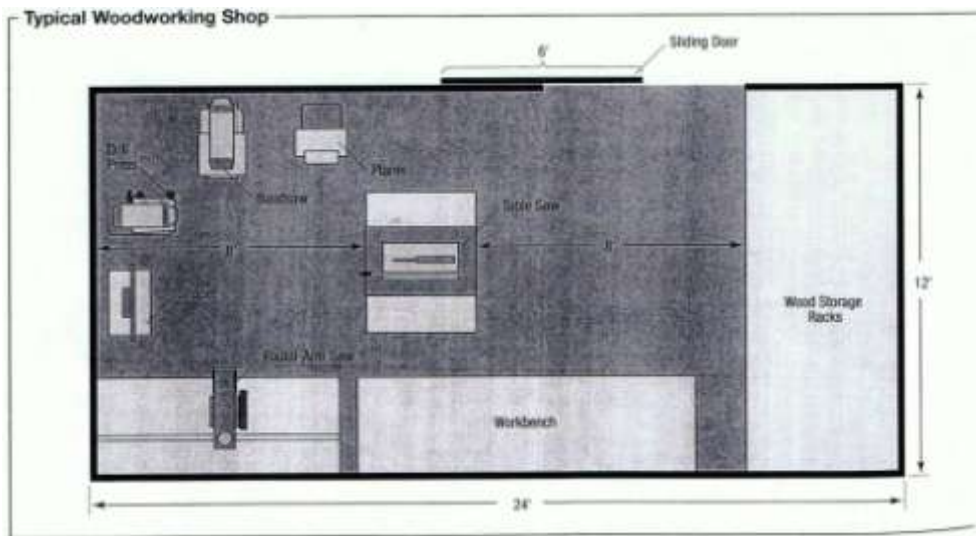
Floor Plans that represent minimum dimensions for you to play with as you look at Building Frames. If you want to see these schematics larger, feel free to email me: [jonaharvey@comcast.net](mailto:jonaharvey@comcast.net)




Garage 20' x 24' minimum for 3 Car Garage,  
20' x 12' for 2 Car Garage



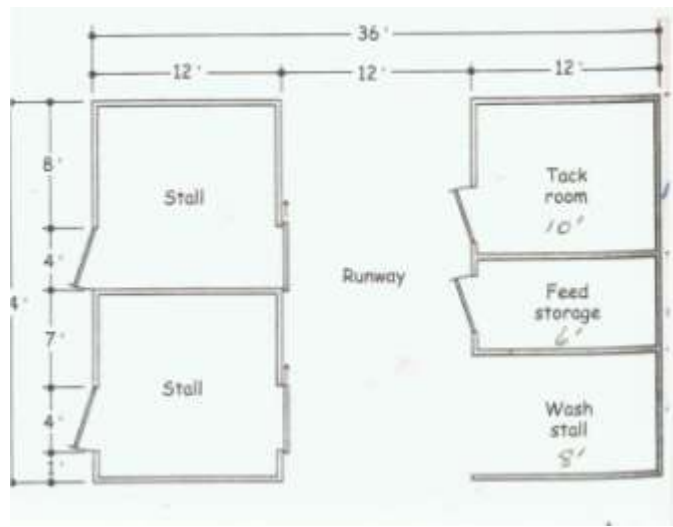
Potting Shed  
10' x 6'



WoodWorking or Hobby Shop 12' x 24'



Equipment Shed 8' x 10'



**Two Stall Stable with Tack Room, Wash Stall and Feed Area**

**24' x 36'**



**All of these Individual Buildings are “Resurrection-Ready”!**



**Progress Encroaching on Magnificent Buildings: Welcome the story of Glorious Resurrection!**

The buildings you see here are ready to be reconstructed wherever you say. They’re all yours! They are here because, yes, they have been threatened by the bulldozer. They have been either physically removed to *temporary safety* by an AGN Network Professional or are still standing under their watchful eye, “under contract in the field”, in hopes of adoption. They are all *temporarily* “saved”. None of them are *really* saved until they are adopted by a citizen-steward or a designer to be reconstructed into a new future, in a new location.

If no one comes forward, many scenarios ensue, Some of these buildings may be “partially saved”; that is; they will be deconstructed for partition, that is, for their parts, which will be used to provide fabulous American Pioneer Texture Décor in *New to Look Old* Home Construction. Many heritage buildings will be destroyed by comprehensive demolition. Some will completely and irrevocably collapse in a dangerous heap from private financial struggle; re-roofing a huge barn for a retired farmer who is no longer using the building is dauntingly expensive. In that case, yes, snapped, craftsman-created heritage hand hewed timbers *do* go to landfill.

The Buildings you see here are “Resurrection Ready”. They get documented, numbered and tagged, meticulously and methodically deconstructed, whisked away to safety, repaired and placed in watchful storage by trained Network Professionals. Some have been freshly rescued. Some are still standing. Some have been lingering in storage for years. Storage tends to cost insistent dollars and is not to be viewed as a perpetual solution. The AGN Network Professionals are footing those bills for us right now. But we have an idea.

Yes, it’s awful when civilization encroaches and an Antique Heritage Icon is destroyed in order to make room for “progress”. “Ain’t it Awful?” is a valid tale of woe. Destruction is currently the standing default American Solution to suburban sprawl. Yet, here is a beginning thought to the depository on this issue: Instead of *fighting* this trend of geographically re-shuffling populations, perhaps strengthening the protocol of deconstructing and reconstructing displaced antique buildings in order to save them can become ***accepted common practice***. We could easily slot the Reconstruction of Antique Buildings gracefully and effortlessly into corresponding New Old House “Best Practices” in this country.

Progress is a factoid of life for good reasons. Creating Antique Architecture Migrations in positive response to inevitable Population Migrations in a harmonious way is a global trend we can embrace with our nifty new Reconstruction

Preservation Protocol! In fact, the United States could Pioneer this Movement worldwide! We're World Famous for the Pioneering, Melting Pot thing already.

These homeless buildings represent our American Heritage and the Pioneer Struggle of the Rugged Individuals who *literally* "built" this country with the Yankee Know-How they imported from cultures worldwide. It's not necessary to helplessly stand by saying "Ain't it Awful?" That's beneath the Pioneer Spirit! Progress is here to stay and we need to create a pro-active response to it. We can honor our venerable homesteading pioneers with a pioneer homesteading protocol: a Resurrection Explosion. (Reconstruction has been happening since Medieval times. It "ain't that hard" ....)

We can Reshuffle and Relocate these magnificent buildings as an ordinary part of our "New to Look Old" Best Practices to meet the population shifts of modern and future times!

Yes or Yes, America?

For further conceptual reaches on this issue, and some ideas about why it's *not* common practice, consult our News Page and share your ideas! We need 'em!



## **A Reconstructed Antique Building!**

### **The New Old House!**

**All the advantages of New and all the Charm of the Genuine Antique!**  
**This is your chance to bring the building into good order for the future!**  
**You are the Steward of this sacred moment!**

If you are reconstructing an antique building, you are in the wondrous position of having all the advantages of a brand new home and all the privileges, charm and mystic of an antique building! You lucky duck!

While the antique building is theoretically "open to suggestion" before its reconstruction period, you are in the enviable position of being able to design all and any of the energy saving luxuries and modern living necessities currently in invention into its future. Your due diligence at this point will help to ensure that the building will be beloved well into the future! Thanks!



**Click our Catalog Icon:**

**Back to the Future, Forward to the Future**  
**Primitive Whole House Lighting Ambiance**

**Wire for it now!**

**What else would you like to arrange for this building's future?**



## **Architectural Global Network**

**The National "Go To Source"**

[Jona Harvey](#)

[www.GoToAGN.com](http://www.GoToAGN.com)

**610-565-4594 – Office, Yes, we're national!**

**610-247-1253 - Cell**

**888-807-1842 - Toll Free**

[FindIt@GoToAGN.com](mailto:FindIt@GoToAGN.com)

**AGN is going Global**

